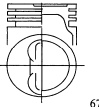
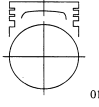
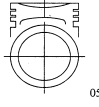
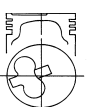
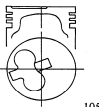


# EXPORT PISTONS



© 2015 NPR of America, Inc.

ENGINE MODEL FUEL TYPE	CYL	ENGINE SIZE CC	DIA mm	RING # for PISTON OEM NUMBER	P S T N	PISTON RING			NOA PISTON # OEM NUMBER	PISTON		PIN LENGTH DIA. mm	HEAD SHPE
						B mm	x	T mm		COMP. LENGTH mm	DIST mm		
<b>TOYOTA GASOLINE ENGINE</b>													
2Y	4	1812	86.00	SWT10090ZZ	1	1.50	x	3.50	11-3759	35.00 -	2.20	66.00	67
GASOLINE				13011-71010 13011-71020 13011-71030	2	1.50	x	4.00	13101-72010	70.00		22.00	
					O1	4.00	x	3.25					
					CIRCLIP : NONE								
3F	6	4230	94.00	SWT10106ZY	1	1.50	x	3.60	11-3794	37.50		75.00	1
GASOLINE				13011-61060	2	1.50	x	4.00	13101-61030	79.50		22.00	
					O1	4.00	x	3.25					
					CIRCLIP : 22-1.6A								
5K	4	1486	80.50	SWT10099ZZ	1	1.50	x	3.30	11-3729	36.00 -	3.00	61.00	5
GASOLINE				13011-13040 13011-13050 13011-13090	2	1.50	x	3.30	13101-13040	69.00		18.00	
					O1	4.00	x	3.65					
					CIRCLIP : 18-1.4A								
<b>TOYOTA DIESEL ENGINE</b>													
2B	4	3200	98.00	SJT10084ZZ	1	2.5K	x	4.10	11-3807	52.30 -	2.80	79.00	105
DIESEL				13011-57010	2	2.50	x	4.30	13101-57011 13101-57020	101.30		29.00	
					O1	4.50	x	4.40					
					CIRCLIP : 29-1.6A								
B	4	3000	95.00	SJT10070ZZ	1	2.5K	x	4.10	11-3799	52.30 -	2.50	79.00	105
DIESEL				13011-56013 13011-56021 13011-56022	2	2.50	x	4.30	13101-56020/21 13101-56030/31	101.30		- 3.60	
					O1	4.50	x	4.30					
					CIRCLIP : R-29								