PISTON BUYER'S GUIDE

Cylinder Wall Clearance is showing Total Diameter, not one side.
EX: -0.04 (Total) / 2 = -0.02 (one side)

© 2017 NPR of America, Inc.

RED = NEW INFORMATIOIN

NOA PISTON SPECIFICATION AND PISTON RING # FOR KIT

NOA PISTON PART #	CYL	PISTON INFORMATION BORE mm / inch	LENGTH mm / inch	COMP. mm / inch	+ / -	DIST. mm / inch	1ST / 2ND / OIL1 / OIL2	PIN LENGTH / DIA. mm
11-236	4	87.000 / 3.425	67.00 / 2.638	32.00 / 1.260	-	2.20 / 0.087	1.50 / 0.059	72.00 / 2.835
PISTON RING #		Total Clearance mm	Total Clearance inch				1.50 / 0.059	
SWN30054		-0.04	-0.00157				4.00 / 0.157	21.00 / 0.827
11-238	4	89.000 / 3.504	70.40 / 2.772	33.80 / 1.331	-	4.00 / 0.157	2.00 / 0.079	66.50 / 2.618
PISTON RING #		Total Clearance mm	Total Clearance inch				1.50 / 0.059	
SWN30085		-0.04	-0.00157				4.00 / 0.157	21.00 / 0.827
11-239	4	92.000 / 3.622	63.40 / 2.496	34.40 / 1.354	-	1.60 / 0.063	1.50 / 0.059	70.00 / 2.756
PISTON RING #		Total Clearance mm	Total Clearance inch				1.50 / 0.059	
SWT10103		-0.04	-0.00157				4.00 / 0.157	22.00 / 0.866
11-241	4	92.000 / 3.622	92.50 / 3.642	39.00 / 1.535	+	1.50 / 0.059	2.00 / 0.079	75.00 / 2.953
PISTON RING #		Total Clearance mm	Total Clearance inch		+	6.50 / 0.26	2.50 / 0.098	
SXT10077		-0.04	-0.00157				4.00 / 0.157	22.00 / 0.866

PISTON DIAMETER MEASURING POINT EXPLANATION

11-236		-0 (STD)	-1 (0.25)	-2 (0.50)	-3 (0.75)	-4 (1.00)
COLOR CODE		mm / inch / MID	mm / inch / MID	mm / inch / MID	mm / inch / MID	mm / inch / MID
86.970	Tolerance is + / - (mm | inch) :				0.003	0.00012
YELLOW:		86.9630 / 3.42374	87.2130 / 3.43358	87.4630 / 3.44343	87.7130 / 3.45327	87.9630 / 3.46311
RED:		86.9765 / 3.42427	87.2265 / 3.43411	87.4765 / 3.44396	87.7265 / 3.45380	87.9765 / 3.46364
BLUE:		86.9695 / 3.42400	87.2195 / 3.43384	87.4695 / 3.44368	87.7195 / 3.45352	87.9695 / 3.46337

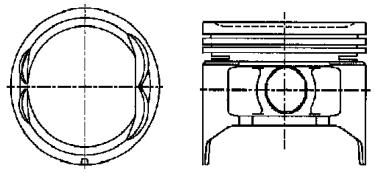

Cir Clip	
NONE	SURFACE TREATMENT: NONE
T01	NONE

REMARKS:
Measure for CYL Clearance: 10.00 mm / 0.394 inch from Bottom of Skirt.

11-238		-0 (STD)	-1 (0.25)	-2 (0.50)	-3 (0.75)	-4 (1.00)
89.000	Tolerance is + / - (mm | inch) :				0.0025	0.00010
YELLOW:		88.9775 / 3.50305	89.2275 / 3.51289	89.4775 / 3.52274	89.7275 / 3.53258	89.9775 / 3.54242
RED:		88.9675 / 3.50266	89.2175 / 3.51250	89.4675 / 3.52234	89.7175 / 3.53219	89.9675 / 3.54203
BLUE:		88.9625 / 3.50246	89.2125 / 3.51230	89.4625 / 3.52215	89.7125 / 3.53199	89.9625 / 3.54183
GREEN:		88.9725 / 3.50285	89.2225 / 3.51270	89.4725 / 3.52254	89.7225 / 3.53238	89.9725 / 3.54222

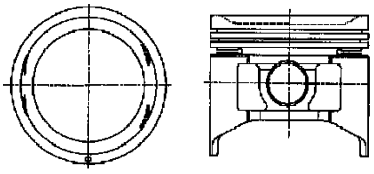

Cir Clip	
NONE	SURFACE TREATMENT: NONE
C17	NONE

REMARKS:
Measure for CYL Clearance: 10.00 mm / 0.394 inch from Bottom of Skirt.

11-239		-0 (STD)	-1 (0.25)	-2 (0.50)	-3 (0.75)	-4 (1.00)
91.970	Tolerance is + / - (mm | inch) :				0.0045	0.00018
YELLOW:		91.9805 / 3.62128	92.2305 / 3.63112	92.4805 / 3.64096	92.7305 / 3.65081	92.9805 / 3.66065
WHITE:		91.9725 / 3.62096	92.2225 / 3.63081	92.4725 / 3.64065	92.7225 / 3.65049	92.9725 / 3.66033
BLUE:		91.9595 / 3.62045	92.2095 / 3.63030	92.4595 / 3.64014	92.7095 / 3.64998	92.9595 / 3.65982
GREEN:		91.9675 / 3.62077	92.2175 / 3.63061	92.4675 / 3.64045	92.7175 / 3.65030	92.9675 / 3.66014

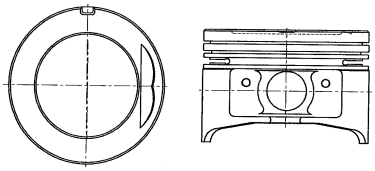

Cir Clip	
16	SURFACE TREATMENT: NONE
J05	NONE

REMARKS:
Measure for CYL Clearance: 26.00 mm / 1.024 inch from Bottom of Skirt.

11-241		-0 (STD)	-1 (0.25)	-2 (0.50)	-3 (0.75)	-4 (1.00)
91.960	Tolerance is + / - (mm | inch) :				0.0045	0.00018
YELLOW:		91.9705 / 3.62089	92.2205 / 3.63073	92.4705 / 3.64057	92.7205 / 3.65041	92.9705 / 3.66026
WHITE:		91.9625 / 3.62057	92.2125 / 3.63041	92.4625 / 3.64026	92.7125 / 3.65010	92.9625 / 3.65994
BLUE:		91.9495 / 3.62006	92.1995 / 3.62990	92.4495 / 3.63974	92.6995 / 3.64959	92.9495 / 3.65943
GREEN:		91.9575 / 3.62037	92.2075 / 3.63022	92.4575 / 3.64006	92.7075 / 3.64990	92.9575 / 3.65974

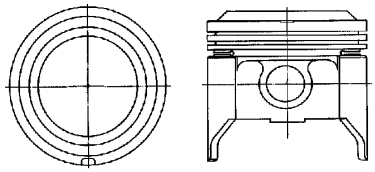

Cir Clip	
16	SURFACE TREATMENT: NONE
J05	NONE

REMARKS:
Measure for CYL Clearance: 32.00 mm / 1.260 inch from Bottom of Skirt.